



ER 60

Serisi / Series

Teknik Özellikler

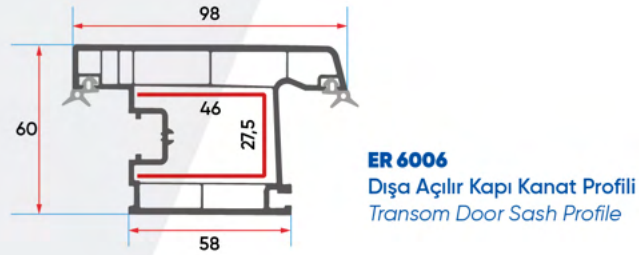
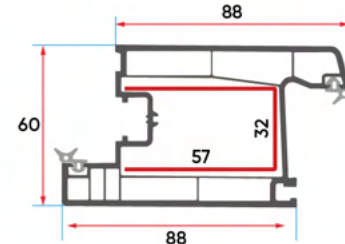
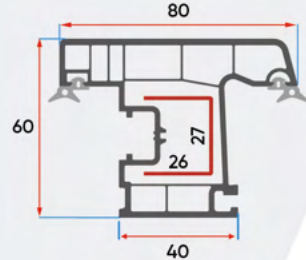
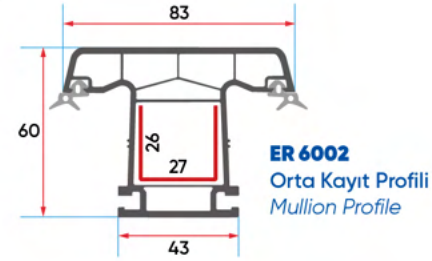
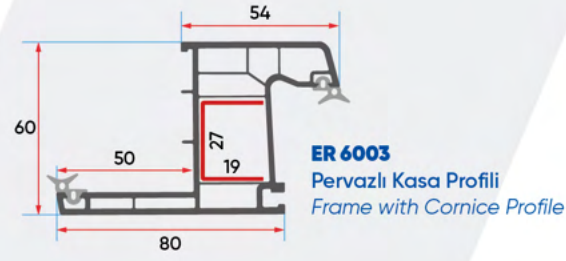
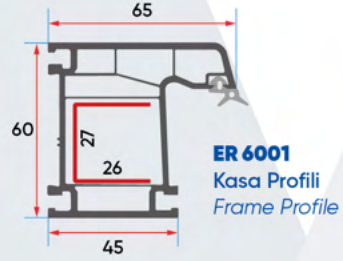
Technical Specifications

- Farklı ara boşluklara sahip çift ve üç cam uygulama imkanı
Double & Triple glazing application for different gaps
- Isı, ses, toz ve suyu absorbe eden özel conta
Special gasket for heat, sound, dust and water absorption
- **Dekoratif, estetik görümlü çift cam çitası**
Decorative, aesthetic double glazing bead
- Pürüzsüz parlak yüzey
Smooth brilliant surface
- Tek tip destek sacı
The single type support plate
- **4 odacıkla yüksek mukavemet**
High-strength by 4 chamber
- **Ana profillerde 60 mm genişlik**
60 mm width on main profile

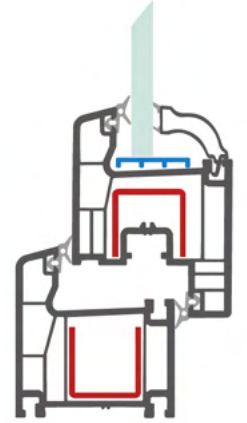


Ana Profil Serileri ve Uygulamalar

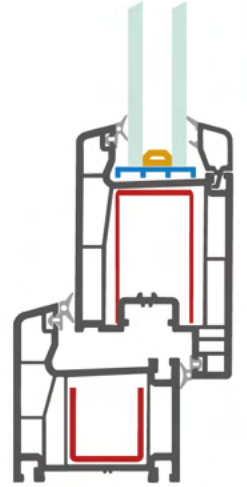
Main Profiles and Applications



ER 6001 = ER 6004



ER 6001 = ER 6005



ER 6003 = ER 6004

